

Solar Energy South Africa

Voltage storage device United States



Overview

Why do we need electricity storage devices?

Developing technology to store electrical energy so it can be available to meet demand whenever needed would represent a major breakthrough in electricity distribution. Helping to try and meet this goal, electricity storage devices can manage the amount of power required to supply customers at times when need is greatest, which is during peak load.

What is the primary measure of efficiency of a storage device?

The primary measure of efficiency for a utility scale energy storage system is the ratio of the energy output to the energy input for a charge-discharge cycle. Secondary measures of efficiency may relate to losses while the device is not in use.

How can energy storage devices be used to provide high quality power?

Energy storage devices can be used to ensure high quality power by rapidly charging and discharging to smooth out very short-term fluctuations. In reality, generation and load are always balanced.

Why are flow batteries considered for utility scale storage applications?

Flow batteries, such as zinc batteries, are considered for utility-scale energy storage applications because of their low cost and high energy density. They offer the added advantage of independent energy and power capacities.

How can energy storage technologies be compared?

Second, energy storage technologies can be compared based upon how high their power output is and how quickly they can discharge it. This comparison is useful when considering which technologies are best for providing a particular benefit.

How does energy storage mitigate voltage sags?

Energy storage helps in mitigating voltage sags by injecting real power for up to a few tens of seconds. This application does not require storage to provide enough power for customers to ride through an outage without loss of power.

(k) Frequency excursion suppression

Voltage storage device United States



Power Management ICs , Toshiba Electronic Devices & Storage ...

The lineup includes three series of small package LDO regulators that are ideal for mobile devices, etc. because of their features (standard type, low dropout voltage type, and low current consumption type). We provide the description of features, design points, and ...

Battery Management System for Automotive , Toshiba ...

Such as reduction of power consumption and miniaturization are important in battery management system. Toshiba provides information on a wide range of semiconductor products suitable for charging circuit, cell balancing circuit, ...



Writable analog reference voltage storage device

A circuit for generating N analog voltage signals for reference or bias use employs N analog floating gate storage devices. Electron injection circuitry is provided for injecting electrons on to and a tunneling structure is provided for removing electrons from the floating gate of each floating gate storage device. A follower amplifier is connected to each floating gate storage device and

1-9. Differences between a three-terminal voltage regulator and ...

In the case of MOSFET-based voltage regulators, the minimum value of V_{DO} must satisfy $V_{IN} - V_{OUT} > R_{IN} \times I_{IN} + V_{GS}$ ppose $R_{IN} = 1\text{ k}\Omega$, $I_{IN} = 1\text{ mA}$, $V_{BE} = 0.7\text{ V}$, and $V_{GS} = 1\text{ V}$. Then, the minimum input voltage required to generate a 5-V output is calculated to be 7.4 V in the case of NPN-type voltage regulators and 7 V in the case of MOSFET-based voltage regulators.



ESS



Intelligent Power ICs , Toshiba Electronic Devices & Storage

Toshiba's extensive lineup of intelligent power ICs ranges from 40V and 60V low-voltage power ICs to 250V and 600V high-voltage power ICs. The low-voltage power ICs have protection functions for overcurrent, thermal shutdown, etc., and diagnostic output. They are mainly used in automotive and amusement applications. The high-voltage power ICs also have protection ...

What is an ESD protection diode?

In the event of excessive voltage being applied to a signal line, ESD protection diodes should not only turn on but also minimize the voltage and current applied to the device under protection (DUP). Reduction in the rate of increase of Zener voltage in the high-current region; Standardization of Zener voltage in the high-current region



How to select TVS diodes (ESD protection diodes)

To obtain good ESD protection performance, select a TVS diode with the clamp voltage higher



than the line voltage. IEC 61000-4-2 Select a TVS diode with a guaranteed ESD tolerance level higher than the system's ESD immunity requirement.

Why are Level-shifters needed? , Toshiba Electronic Devices & Storage ...

Devices on the low voltage side often have a low withstand voltage of the input circuit, and if a voltage higher than the withstand voltage is input to it, it may be damaged and destroyed. The second is when a signal is input from a low voltage level to a high voltage level device as shown in the lower left figure.




What is an ESD protection diode?

In the event of excessive voltage being applied to a signal line, ESD protection diodes should not only turn on but also minimize the voltage and current applied to the device under protection (DUP). Reduction in the rate of increase of ...

What is the open-load detection function available with low-voltage ...

The output terminal voltage is monitored while the output transistor is off. An open load is signaled when the output voltage exceeds the programmed value. The current flowing through

the output transistor is monitored while it is on. An open load is signaled when the output current falls below the programmed value.



[Electricity Storage , US EPA](#)

Electricity Storage in the United States. According to the U.S. Department of Energy, the United States had more than 25 gigawatts of electrical energy storage capacity as of March 2018. Of that total, 94 percent was in the ...

1-1. Types of voltage regulator ICs , Toshiba Electronic Devices

Voltage regulator ICs are broadly classified into ICs for converting a DC voltage into a required DC voltage and those for converting an AC voltage into a desired DC voltage. Voltage regulator ICs for DC-DC conversion are further classified into linear regulators and switching regulators also known as DC-DC converters.



Suitable for driving high voltage power MOSFET


Battery management systems require high-voltage power MOSFET that can handle large amounts of power. High voltage power MOSFET tend to require a higher gate-drive voltage as the amount of output voltage and current are larger. Our existing product [Note 2] has limited the

high-voltage power MOSFET that can be selected from open voltages. The



Battery Management System for Automotive , Toshiba Electronic Devices ...

Such as reduction of power consumption and miniaturization are important in battery management system. Toshiba provides information on a wide range of semiconductor products suitable for charging circuit, cell balancing circuit, battery monitoring circuit, etc., along with circuit configuration examples.



Toshiba Develops 48V-to-1V Non-Isolated DC-DC Converter IC

Kawasaki, Japan - Toshiba Electronic Devices & Storage Corporation (Toshiba) has developed an innovative star-delta switching topology that eliminates the need for a transformer for DC-DC converter ICs with 48V input and 1V output, and that achieves the industry's highest current densities [1] of up to 790 mA/mm², plus a high power conversion ...

How much gate-source voltage should be applied to drive the

...

The gate voltage for the measurement conditions described in the datasheet is set under the condition that $R_{DS(ON)}$ characteristics are almost flat. Use the gate voltage for this measurement condition as a reference. When increasing the gate-source voltage V_{GS} , V_{GS} including surge voltage should be within the absolute maximum rating.



What is the bootstrap circuit in high-voltage IPDs?

When a high-side device turns on, the source (or emitter) voltage becomes equal to that of the high-voltage power supply (V_{BB}). Therefore, a power supply with very high voltage, which is equal to the sum of V_{BB} and the gate-source (gate-emitter) voltage, is required for the gate drive of the high-side device. The following shows a bootstrap

How do Zener diodes operation?

Zener diode is a kind of pn junction diode. When a reverse bias is applied to a pn junction diode and this reverse voltage is increased, the current increases sharply at a certain voltage (Zener voltage/breakdown voltage). A Zener diode is a diode that generates a ...



MOS is sensitive to static electricity. How do you protect ...

In such cases, there is a way to protect MOSFET by inserting an ESD protection diode between the gate and source terminals. Some products adopt this measure. It absorbs a large overvoltage (surge) in a short time and works so



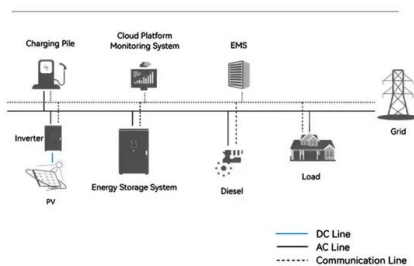
as not to apply a voltage over a certain voltage to other semiconductor products. Check the data sheet.

Is it necessary to use bidirectional TVS diodes (ESD protection) ...

Therefore, when only a positive voltage is applied to the signal line to be protected during normal operation, unidirectional TVS diodes can be used to absorb both positive and negative ESD events. When both positive and negative voltage are applied to the signal line to be protected, use bidirectional TVS diodes.



System Topology



Voltage Regulator Diodes (Zener Diodes) , Toshiba Electronic Devices ...

A Zener diode is a type of diode that takes advantage of the reverse characteristics of the p-n junction. As the reverse bias is increased, the Zener diode reaches a region of a constant voltage regardless of the current flowing through the diode.

[What is the forward voltage \(V](#)

The forward voltage (V F) of pn junction diodes is determined by a difference in potential energy between p-type and n-type semiconductors whereas the forward voltage (V F) of SBDs is

determined by a difference between the work function of a metal and the electron affinity of an n-type semiconductor such as silicon (i.e., Schottky barrier).



Contact Us

For catalog requests, pricing, or partnerships, please visit:
<https://www.ian-solar.co.za>